

LEARN TO DRAW

WITH THE


PUFFIN KING



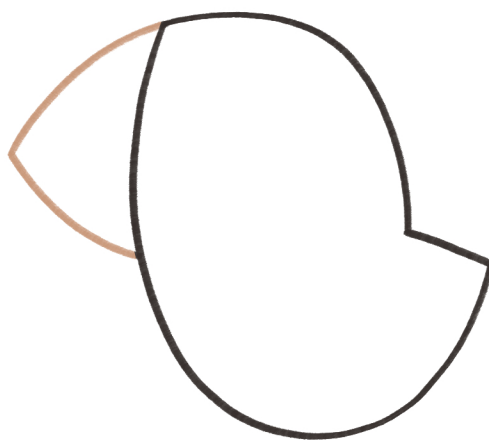
HOW TO DRAW A PUFFIN

Drawing puffins is a breeze! By following these simple steps and drawing a few simple shapes, you'll have a tiny puffin of your own in no time. Try it yourself, and don't forget to think of a lovely little puffin name.

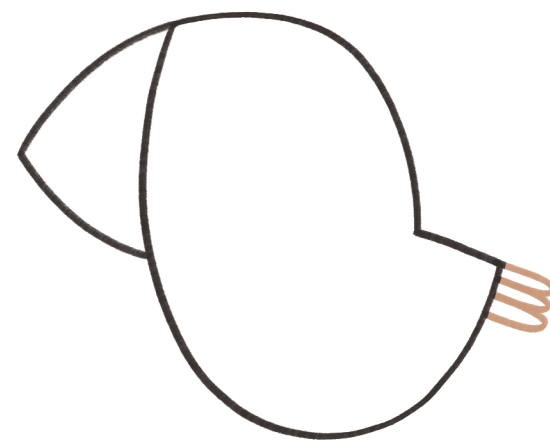
1.



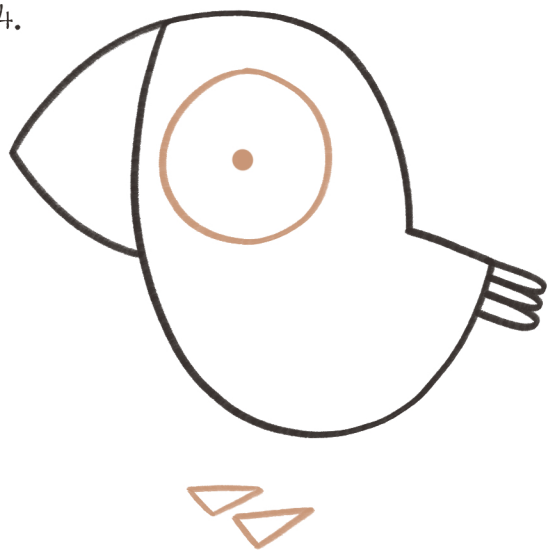
2.




3.




4.



5.



6.



By Jingo! You've done it! Well there's no need to stop there. Why not add some colour or a snazzy hat?

Have fun and don't forget to tag your little puffin friends on Instagram with [@brendandraws](#) and [@quartokids](#). Let me know your puffin names too so I can formally greet them.

All the best,

The Puffin King